

Standard Cupholder Installation Guide

This guide works for all our Cupholders

- R107
- W123
- W126
- W114/115 Strich/8
- and all the others they will be available too

Purchase Includes:

- All Cupholders incl. Cups
- Fixing Material incl. Screws

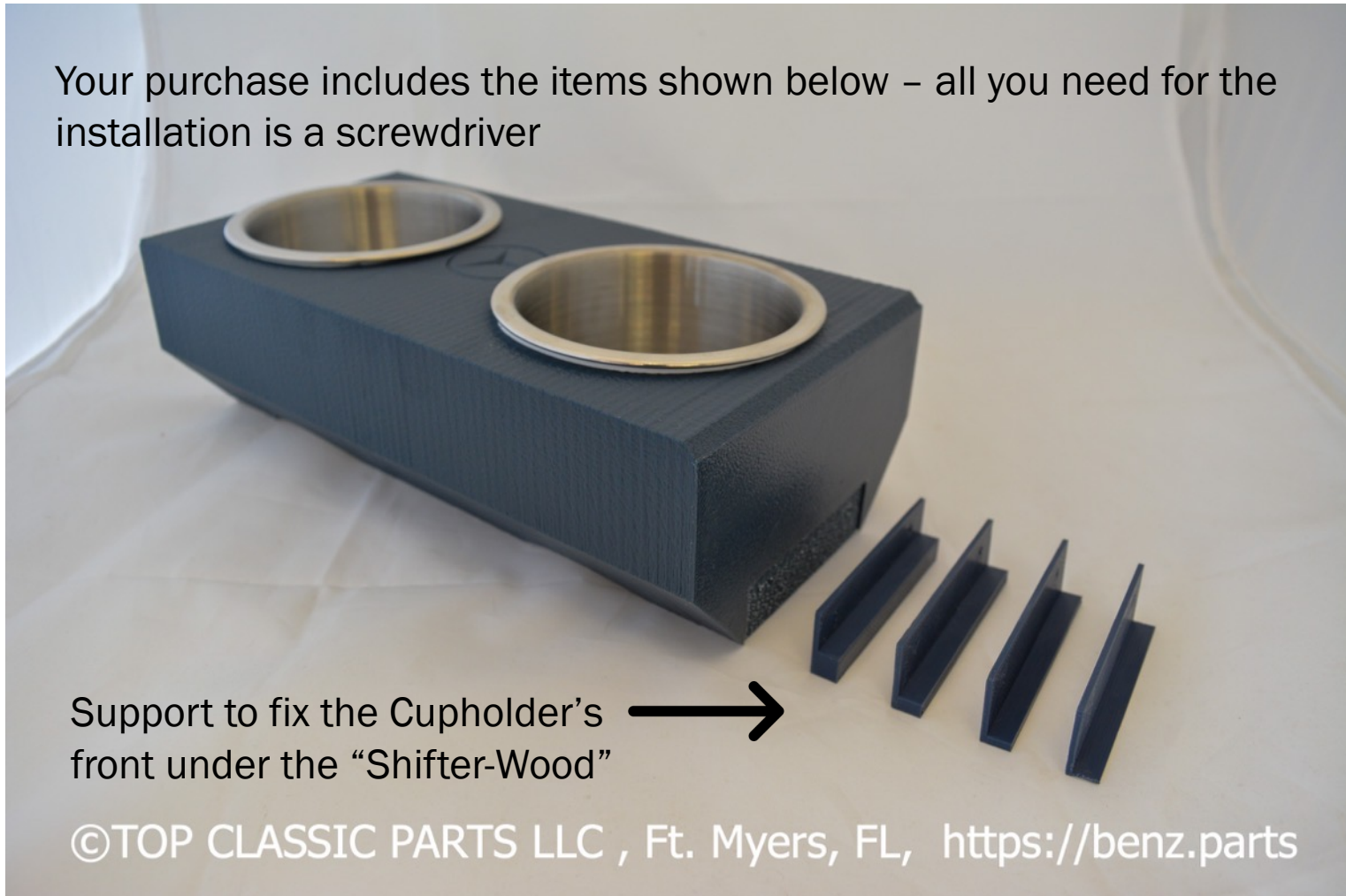
Tools Needed:

- Mid Size Philipps Screwdriver


TOP CLASSIC CARS LLC & TOP CLASSIC PARTS LLC



Your purchase includes the items shown below – all you need for the installation is a screwdriver



Support to fix the Cupholder's
front under the "Shifter-Wood"



©TOP CLASSIC PARTS LLC , Ft. Myers, FL, <https://benz.parts>

TOP CLASSIC CARS LLC & TOP CLASSIC PARTS LLC



This is the planned place to install the Cupholder




Remove the Carpet



©TOP CLASSIC PARTS LLC , Ft. Myers, FL, <https://benz.parts>

©TOP CLASSIC PARTS LLC , Ft. Myers, FL, <https://benz.parts>

TOP CLASSIC CARS LLC & TOP CLASSIC PARTS LLC




Select the right size for the support material – the best choice is the one that fits tight and won't be loose between the wood covering and the installation surface



©TOP CLASSIC PARTS LLC , Ft. Myers, FL, <https://benz.parts>

©TOP CLASSIC PARTS LLC , Ft. Myers, FL, <https://benz.parts>

TOP CLASSIC CARS LLC & TOP CLASSIC PARTS LLC



Use the Screws to
fix the Support
material to the
Cupholder as
shown in the
picture

This is the front
part of the
Cupholder

The next slide
shows how to fix
the rear

©TOP CLASSIC PARTS LLC , Ft. Myers, FL, <https://benz.parts>

TOP CLASSIC CARS LLC & TOP CLASSIC PARTS LLC



©TOP CLASSIC PARTS LLC , Ft. Myers, FL, <https://benz.parts>

The installed Front Support for our Cupholder's goes all the way under the Shifterwood Cover of your R107 to fix the front on the installation surface.

As shown, the support goes all the way below the Wood Cover



©TOP CLASSIC PARTS LLC , Ft. Myers, FL, <https://benz.parts>

TOP CLASSIC CARS LLC & TOP CLASSIC PARTS LLC



The rear cup should get fixed with the third and bigger screw in your package. Once the support is pushed as far as possible in driving direction under the Shifterwood Cover you can proceed to screw in the rear cup.

TOP CLASSIC CARS LLC & TOP CLASSIC PARTS LLC



©TOP CLASSIC PARTS LLC , Ft. Myers, FL, <https://benz.parts>

TOP CLASSIC CARS LLC & TOP CLASSIC PARTS LLC



©TOP CLASSIC PARTS LLC , Ft. Myers, FL, <https://benz.parts>

TOP CLASSIC CARS LLC & TOP CLASSIC PARTS LLC



W123 - Palomino



To get more information about this part, please
visit [All Cupholders](#) at www.benz.parts

To get more information on our Dealership and
latest inventory, please visit www.sl2sell.com

Your ***Top Classic Parts Team***
Fort Myers, FL

Top Classic Parts LLC, 1952 Commercial Dr Fort Myers, FL, 33901
Cell: 404 889 2285 | Email: vladimir@top-classic-cars.com